

**FloPro™**

A RANGE  
OF LONG-LASTING  
AND EFFICIENT PUMPS.

**1 BUILT TO LAST**

FloPro™ pumps are designed with **corrosion-resistant materials**. The body of the pump is made of very thick glass-reinforced polypropylene, which makes it **long-lasting and silent**.

**STURDY****2 HIGH PERFORMANCE**

Equipped with **highly energy-efficient asynchronous motors**, the range is available in 9 models (from 0.5 to 2.0 HP) to meet the needs of most pools.

**ENERGY  
SAVING****BENEFITS OF THE FloPro™ PLATFORM****EASY  
RETROFIT****Easy to install, even as a replacement**

Thanks to the "Easy Retrofit" system, pumps can be installed without changing the piping. So, they are compatible with most existing installations.

**LARGE  
CAPACITY****Easy maintenance**

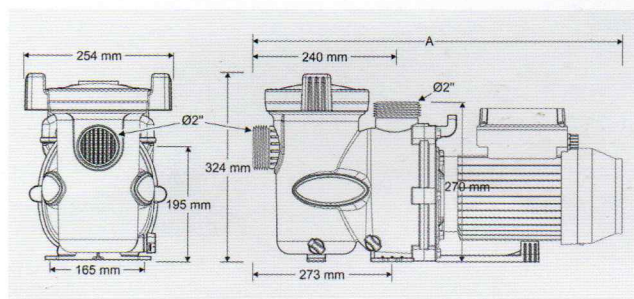
A pre-filter basket that is up to 117% larger means more debris can be captured before the filter needs to be cleaned.

## TECHNICAL INFORMATION

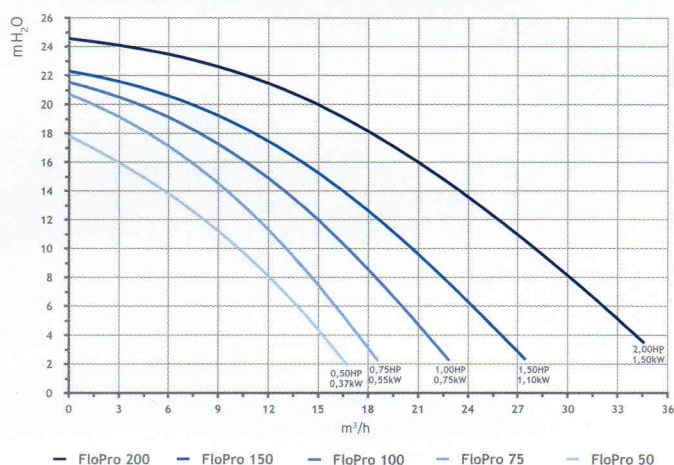
	FloPro 50M	FloPro 75M	FloPro 75T	FloPro 100M	FloPro 100T	FloPro 150M	FloPro 150T	FloPro 200M	FloPro 200T
50 Hz power supply	220-240 VAC	220-240 VAC	380-420 VAC	220-240 VAC	380-420 VAC	220-240 VAC	380-420 VAC	220-240 VAC	380-420 VAC
Power in kW (P2)	0.37 kW	0.55 kW		0.75 kW		1.1 kW		1.5 kW	
Power in HP (P2)	0.5 HP	0.75 HP		1.0 HP		1.5 HP		2.0 HP	
Flow rate at 10 m head	10.3 m <sup>3</sup> /h	13.2 m <sup>3</sup> /h		15.8 m <sup>3</sup> /h		20.8 m <sup>3</sup> /h		27.0 m <sup>3</sup> /h	
Maximum flow rate	16.8 m <sup>3</sup> /h	18.6 m <sup>3</sup> /h		22.9 m <sup>3</sup> /h		27.4 m <sup>3</sup> /h		35.5 m <sup>3</sup> /h	
Maximum Manometric head	17.8 m	20.7 m		21.5 m		22.3 m		24.5 m	
Length (A)	58.3 cm	58.3 cm	54.3 cm	58.3 cm	55.3 cm	58.3 cm	56.3 cm	58.3 cm	58.3 cm
Motor type	Asynchronous motor, class F insulation, stainless steel shaft and bearings								
Speed	2,850 RPM								
Usage	Fresh water and salt water up to 6 g/L (6,000 ppm)								
Pre-filter basket volume	2.6 L								

### BENEFITS

- 63/50 mm union connectors provided
- 2 optional pump bases for easy installation
- Compatible with salt water



### PERFORMANCE GRAPHS



### STANDARD FEATURES



63/50 mm  
union tailpieces

### FOR WHICH TYPE OF POOLS?


1 ALL TYPES OF SWIMMING POOL




2 POOLS UP TO 150 M<sup>3</sup>



### ACCESSORIES



Thin pump base



Thick pump base

3

YEAR  
WARRANTY